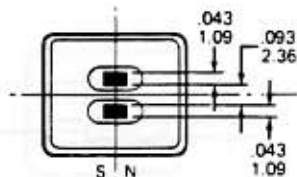
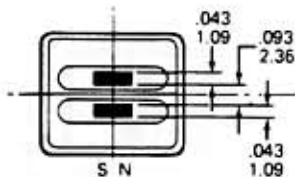


# HEAD OUTLINES

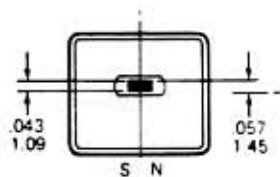
NOTE: DIMENSIONS ARE SHOWN IN INCHES OVER MILLIMETERS.



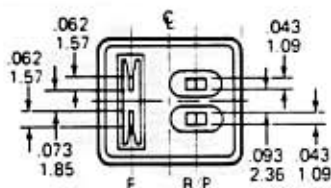
**1B 1200/PB2Q**



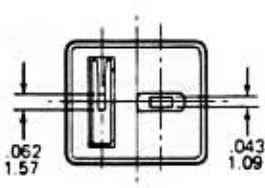
**2B 8600/WPB2Q**



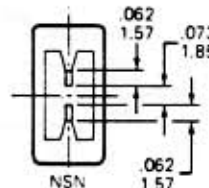
**3B 7610/PB1QY**



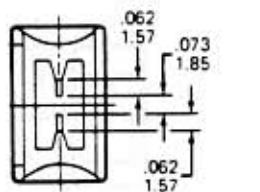
**4B 6000/PA2Q**



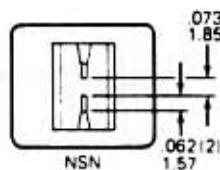
**5B 6026/A1QC**



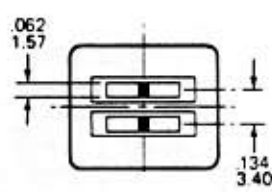
**6SE 1400/SSEQ**



**7LE 1400L/LSEQ**

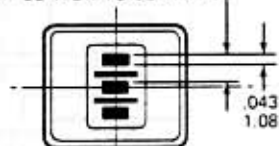


**8B 8701/B2EQ**

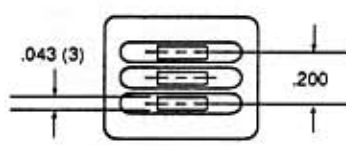


**9B 8640/PRB2EQ**

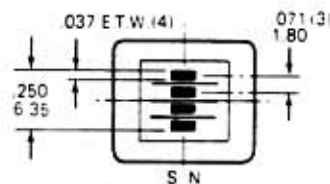
.100 TRACK SPACING  
2.54 CENTER TO CENTER



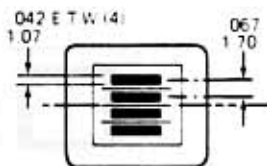
**10B 5700/PB3Q**



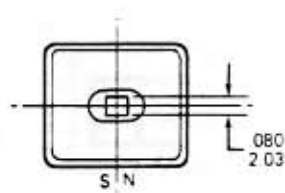
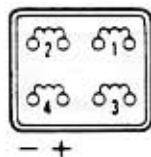
**11B 5703D/LFPR3Q**



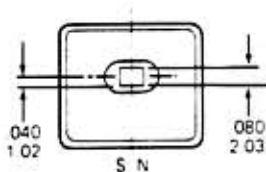
**12B 5600/BQQ**



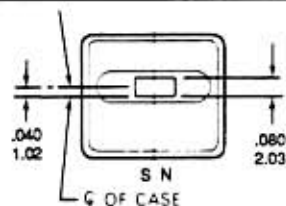
**13B 5630/B4Q**



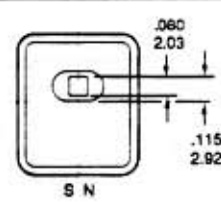
**14B 7414/B1HC**



**15B 8401/PB1HY**



**16B 8400/WPB1HY**



**17G 3200/PG1H**