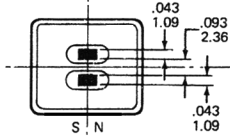
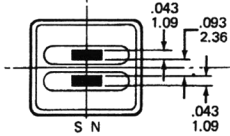
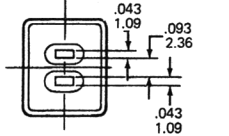
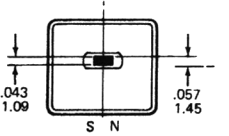
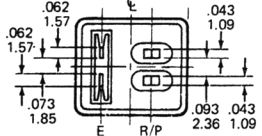
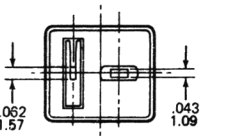
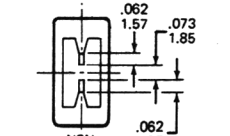
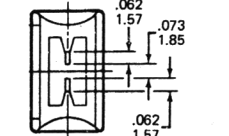
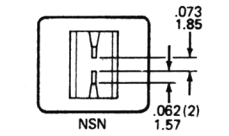
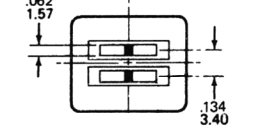
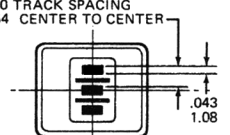
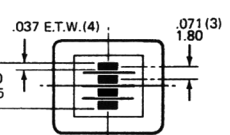
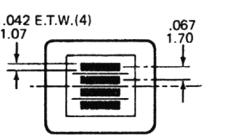
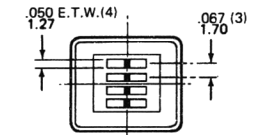
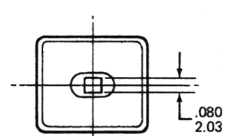
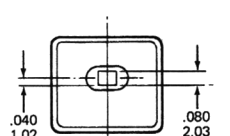
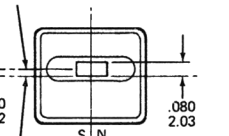
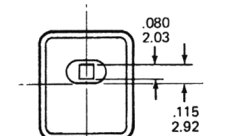
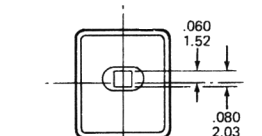
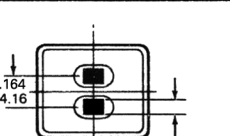
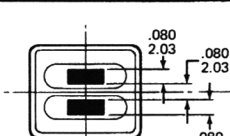
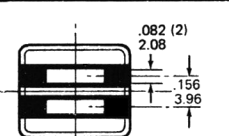
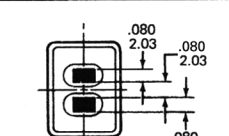
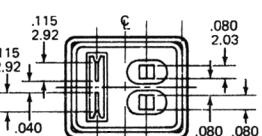
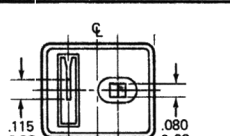
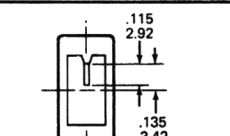
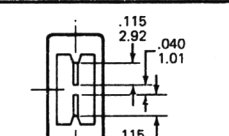
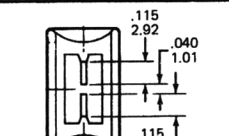
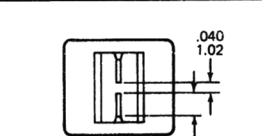
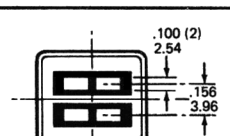
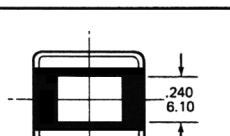
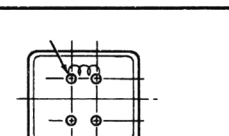
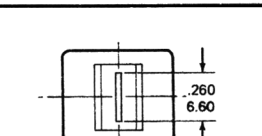
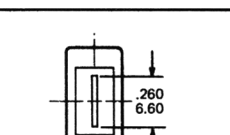
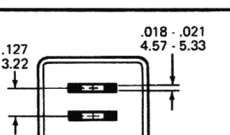
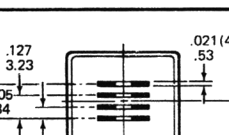
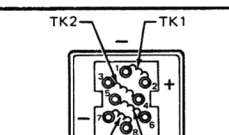
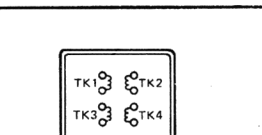
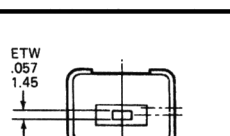
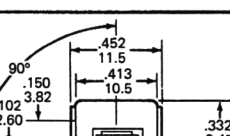
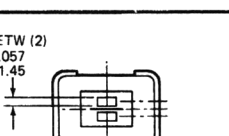
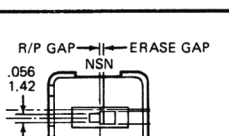
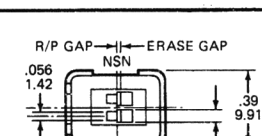







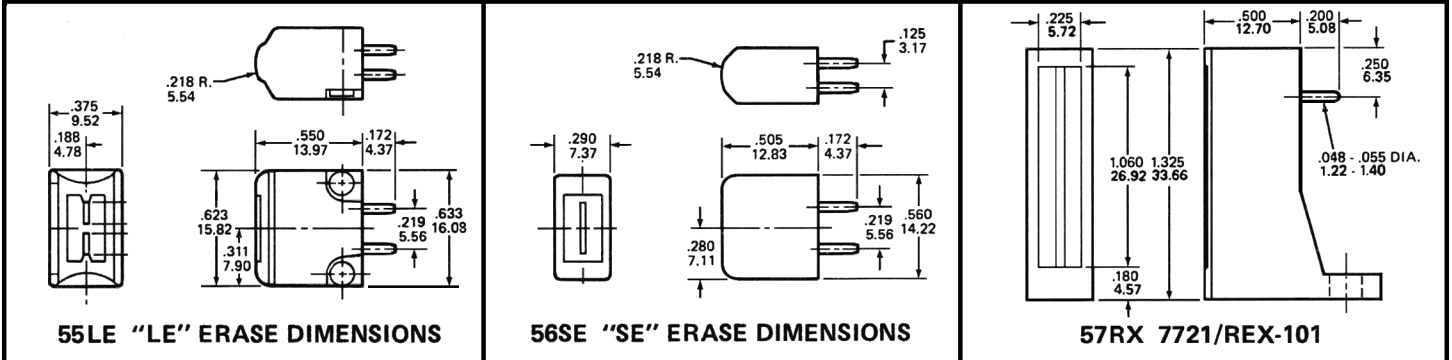
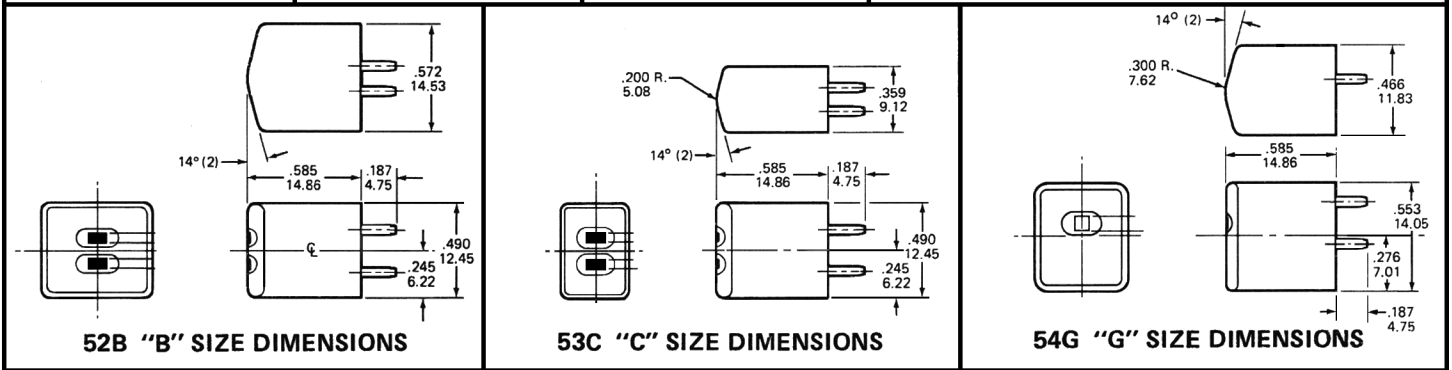
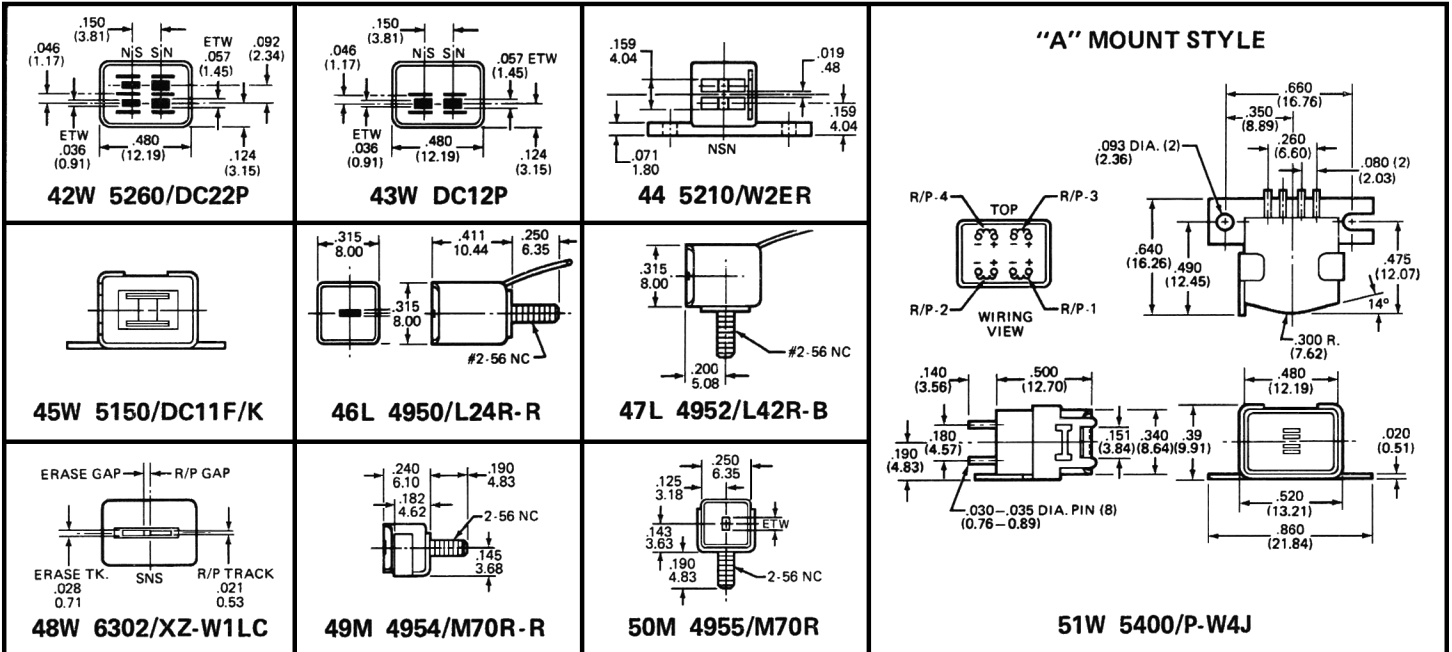
Head Outlines

NOTE: DIMENSIONS ARE SHOWN IN INCHES OVER MILLIMETERS

| | | | | |
|--|---|--|---|--|
|  <p>1B 1200/PB2Q</p> |  <p>2B 8600/WPB2Q</p> |  <p>3G 7608/PG2Q</p> |  <p>4B 7610/PB1QY</p> |  <p>5B 6000/PA2Q</p> |
|  <p>6B 6026/A1QC</p> |  <p>7SE 1400/SSEQ</p> |  <p>8LE 1400L/LSEQ</p> |  <p>9B 8701/B2EQ</p> |  <p>10B 8640/PRB2EQ</p> |
| <p>.100 TRACK SPACING 2.54 CENTER TO CENTER</p>  <p>11B 5700/PB3Q</p> |  <p>12B 5600/BQQ</p> |  <p>13B 5630/B4Q</p> |  <p>14B 8801/PCB4EQ</p> | |
|  <p>15B 7414/B1HC</p> |  <p>16B 8401/PB1HY</p> |  <p>17B 8400/WPB1HY</p> |  <p>18G 3200/PG1H</p> |  <p>19G 3100/G1HY</p> |
|  <p>20B 2000/PB2H</p> |  <p>21B 8200/WPB2H</p> |  <p>22B 9200/PRB2H</p> |  <p>23C 7251/PC2H</p> |  <p>24B 6100/PA2H</p> |
|  <p>25B 6126/PA1HC</p> |  <p>26SE 3600/SMEH</p> |  <p>27SE 2200/SSEH</p> |  <p>28LE 2200L/LSEH</p> |  <p>29B 8301/B2EH</p> |
|  <p>30B 9222/PRB2EH</p> |  <p>31B 9102/PRB1F</p> | <p>COIL TO UPPER PINS</p>  <p>32B 9125/PRB1EF</p> |  <p>33B 8101/B1EF</p> | |
|  <p>34SE 4400/SMEF</p> |  <p>35B 5800/B2L</p> |  <p>36B 5830/BQL</p> |  <p>37W 5130/W1R</p> |  <p>38W 5230A</p> |
|  <p>39W 5200/W2P</p> |  <p>40W 6200/ZW1R</p> |  <p>41W 6201/ZW2RK</p> |  <p>39W 5200/W2P</p> |  <p>40W 6200/ZW1R</p> |
|  <p>39W 5200/W2P</p> |  <p>40W 6200/ZW1R</p> |  <p>41W 6201/ZW2RK</p> |  <p>39W 5200/W2P</p> |  <p>40W 6200/ZW1R</p> |

Head Outlines

NOTE: DIMENSIONS ARE SHOWN IN INCHES OVER MILLIMETERS



TYPICAL REAR MOUNT

1 RED-ORG
2 YEL-BLU

Stereo Heads
1200/2000 etc.
B2Q/B2H/SEH

1 RED-ORG
2 YEL-BLU
3 WHT-BLK

5700/B3Q

ERASE R/P

1 BLK-WHT RED-ORG
2 BRN-GRN YEL-BLU

COMBO 6100/A2H/A1HC
(Mono Use #1)

REAR MOUNT LEADS - COLOR CODE

1 BLK-RED
2 BRN-ORG
3 GRN-YEL
4 WHT-BLU

5600/5830
BQQ/BQL

58 REAR MOUNTS

SINGLE 6-32 STUD
(.200 inch back from from head face, spot welded to spring clip.)

QK-19 "SE" Erase Heads
QK-21 "G" Size R/P Heads
QK-66 All "B" Size Heads

59 BASE MOUNT QUIK-KITS

TWO 2-56 STUDS
(On side of spring clip.)

QK-18 "SE" Erase Heads
QK-20 "G" Size R/P Heads
QK-38 All "B" Size Heads

60 SIDE MOUNT QUIK-KITS